

# PROSPER Project Impacts

The PROSPER Project has been collecting data since 2003 to determine the impact of PROSPER programs on youth development over time. Approximately 11,000 6th grade youth in 14 communities in Pennsylvania and Iowa have been followed for more than 10 years. The results below describe the findings from this research.



PROSPER community

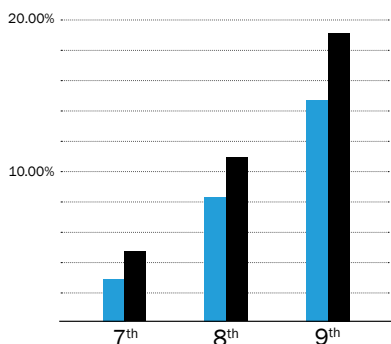
Non-PROSPER community

● Low-risk youth  
○ High-risk youth

● Substance user  
● Non-user

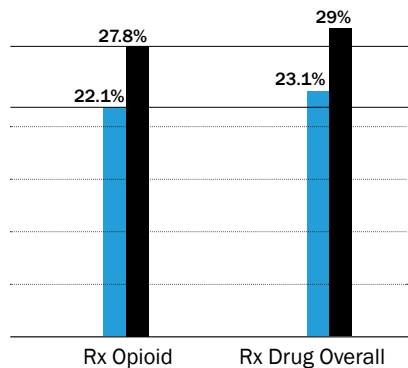
## Past Year Marijuana Use

PROSPER delays the onset of substance use initiation and reduces the severity of substance use among teens and preteens. In 7th, 8th, & 9th grades, youth in PROSPER communities (blue) report using less marijuana in the past year than youth in non-PROSPER communities (black).



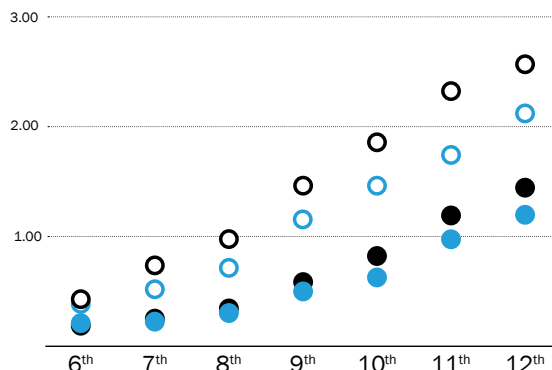
## PROSPER Impact on Long-term Rx Drug Misuse

By the time they are seniors in high school, youth in PROSPER communities report significantly less use of opiates (left graph) and prescription drugs overall (right graph) than youth in non-PROSPER communities.



## Alcohol, Tobacco, Marijuana Use: High Risk Youth vs. Low Risk Youth

PROSPER identified youth who were already beginning to experiment with substances in the 6th grade and followed them across middle and high school. High-risk youth in PROSPER communities showed significantly lower rates of alcohol, tobacco and marijuana use than high risk youth in non-PROSPER communities. The differences were smaller for low-risk youth, who were much less likely to use to begin with.





PROSPER community

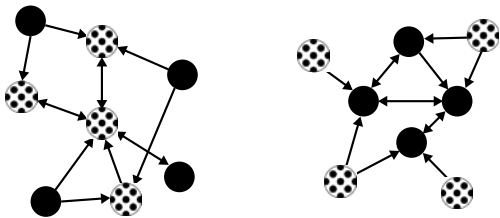
Non-PROSPER community

- Low-risk youth
- High-risk youth

- Substance user
- Non-user

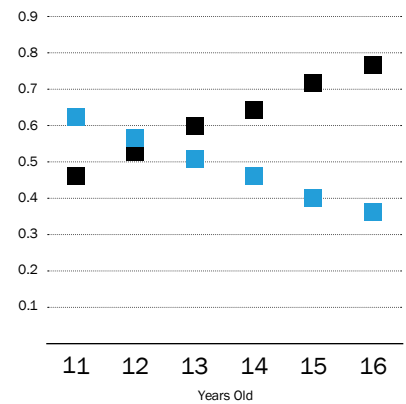
## Peer Networks & Negative Peer Influence

PROSPER impacts social networks of youth, which are often related to bullying and other forms of peer influence. Youth at the center of the social network are well liked by others and in a position to influence others, while those on the periphery are less influential. In non-PROSPER communities, youth who report being substance users are more likely to be in positions of influence than in PROSPER communities, where the non-using kids are more popular.



## Aggression Scores With And Without PROSPER For Youth With Gene DRD4

PROSPER genetic analyses found positive effects of PROSPER programs for those with a gene associated with aggression and substance use. Youth with this gene who participate in PROSPER programs are less likely to develop aggressive behavior problems than those who don't participate, even in situations where there is a high level of negative parenting.



[extension.psu.edu](http://extension.psu.edu)



Penn State College of Agricultural Sciences research and extension programs are funded in part by Pennsylvania counties, the Commonwealth of Pennsylvania, and the U.S. Department of Agriculture.

This publication is available in alternative media on request.

Penn State is an equal opportunity, affirmative action employer, and is committed to providing employment opportunities to minorities, women, veterans, individuals with disabilities, and other protected groups. Nondiscrimination: <http://guru.psu.edu/policies/AD85.html>

Copyright © 2015 The Pennsylvania State University